

## 1 Downloading the HDP/UFD170 control unit software using the PC

- Start the download programme *dl\_ufd170\_540\_hdp170*.
- Select the box HDP
- Select the required Download file (e.g. *hdp170\_v1.90.bin*)
- Switch on the HDP/UFD170
- Using the „M“-key move to the main menu
- Select „Installation“ and press on OK



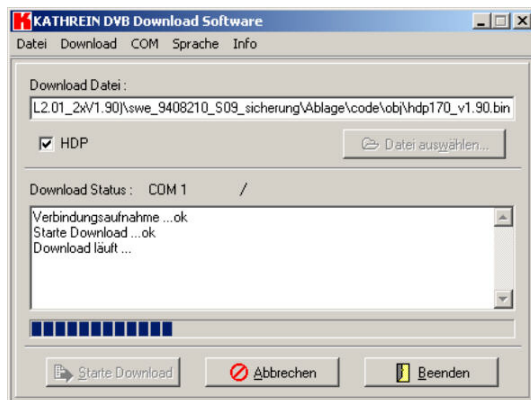
- Select *HDP Serial Download* and press on OK



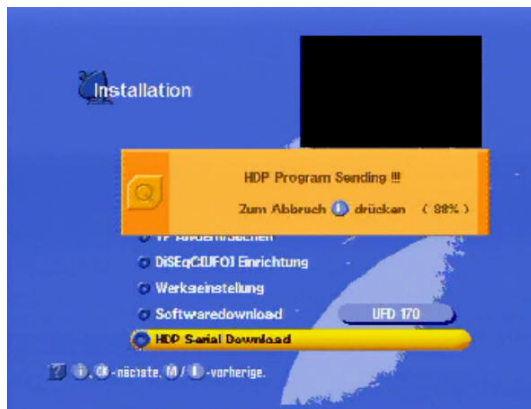
- Start the download with the OK key



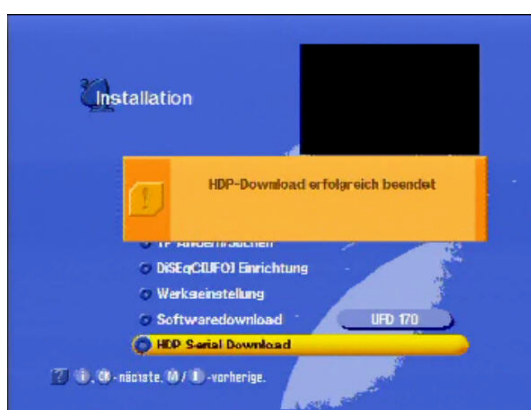
- Now, inside approximately 10 seconds activate the download programme by selecting *Start Download*



- The BIN file will first be loaded into the receiver and then automatically into the control unit. This action will take about 20 minutes. A progress display in percent will show the progress of the download procedure. Should the display stop at 0% or at any other percentage for a longer period (approx. a minute), then interrupt the download and restart the process.



- On the download being successfully carried out then a corresponding report will be displayed for approx. 3 seconds:



- On this report disappearing the download has been completed successfully.