

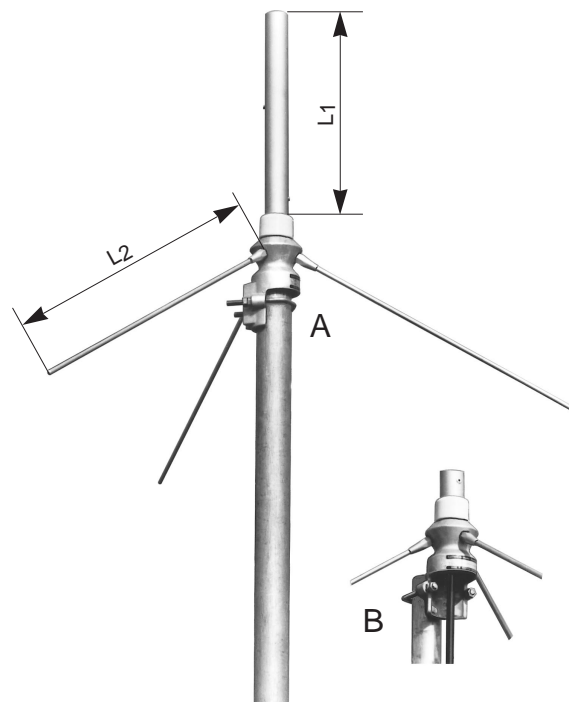
# Omnidirectional Antenna

## 116 – 152 MHz

### K 51 26 31

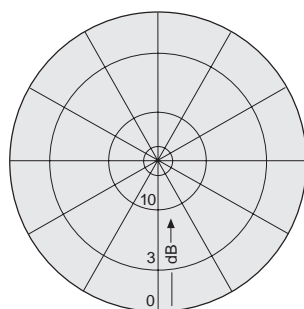
#### Broadband aluminium groundplane-antenna with stainless steel radials

Type No.	K 51 26 31
Input	N female connector in the antenna base
Connector position	Bottom
Frequency range	116 – 152 MHz
Bandwidth	36 MHz
VSWR	< 1.6 (118 – 144 MHz) < 2.0 (116 – 152 MHz)
Gain	0 dB (ref. to the half wave dipole)
Impedance	50 $\Omega$
Polarization	Vertical
Max. power	60 Watt (at 50 °C ambient temperature)
Weight	1.5 kg
Wind load	50 N (at 160 km/h)
Max. wind velocity	
w/o ice	200 km/h
1/2" radial ice	135 km/h
Packing size	100 x 85 x 720 mm
Height	L <sub>1</sub> : 430 mm, L <sub>2</sub> : 700 mm

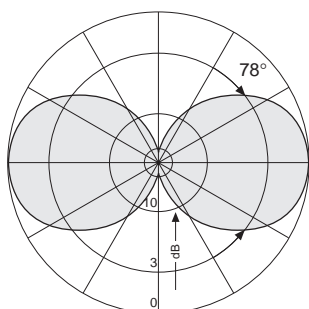


- Material:** Radiator: Heavy duty alodined aluminum.  
Radials: Stainless steel 8 mm diameter.  
Base: High strength cast aluminum.  
All screws and nuts: Stainless steel.
- Mounting:** The antenna can be mounting by means of a supplied stainless steel clamp in such a manner as to permit the cable to be run either inside a 40 – 54 mm pipe (Fig. A) or outside a 20 – 54 mm pipe (Fig. B).
- Grounding:** The antenna is DC grounded by a cross section of 120 mm<sup>2</sup> aluminum.
- Scope of supply:** Antenna including mounting hardware.

#### Radiation Pattern (at mid-band)



Horizontal Pattern

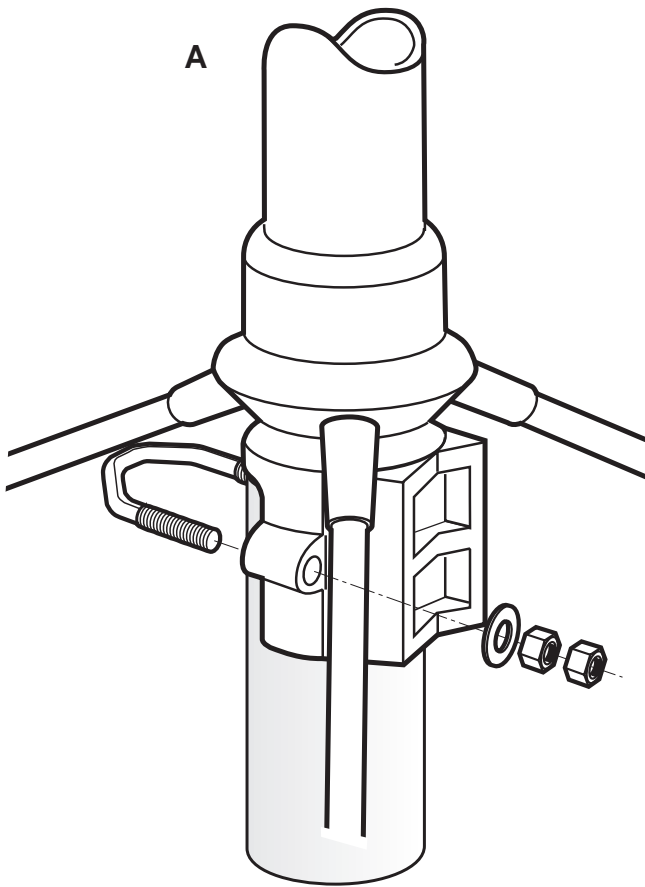


Vertical Pattern

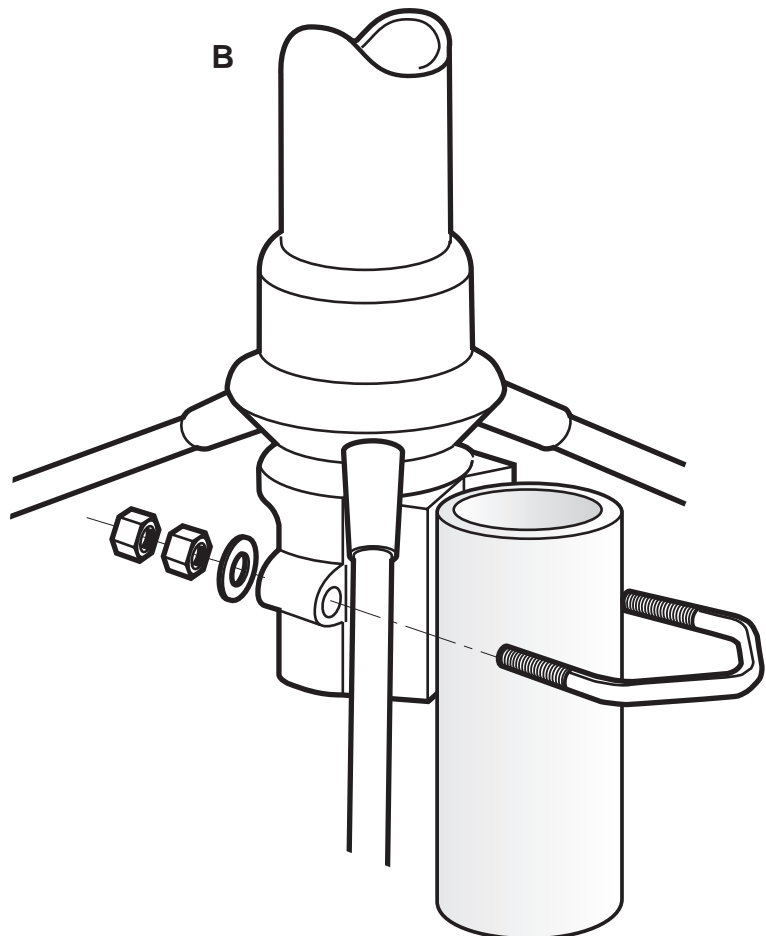
# Mounting Instruction

## Omnidirectional Antenna

### K 51 26 31



A: for pipes of 40 – 54 mm Ø  
B: for pipes of 20 – 54 mm Ø



#### Side mounting on a mast

Brackets for pipes of 55 to 105 mm OD are available for this mounting mode:

Distance between pipe and antenna	500 mm	1000 mm
Model No.	K 61 33 3	K 61 33 4

With this mounting mode the standing wave ratio (VSWR) will be altered somewhat as a factor of clearance and mast diameter.