

Omnidirectional Antenna Vertical Polarization

380–406

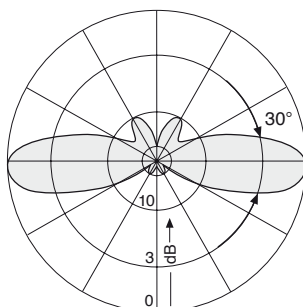
V

KATHREIN

Antennen · Electronic

VPol Omni 380–406 360° 5dBi

Type No.	800 10448
Frequency range	380 – 406 MHz
Polarization	Vertical
Gain	5 dBi
Impedance	50 Ω
VSWR	< 1.5
Intermodulation (2 x 43 dBm carrier)	< -150 dBc
Max. power	500 W (at 50 °C ambient temperature)



Vertical Pattern

Mechanical specifications

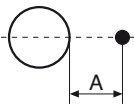
Input	7-16 female
Connector position	Bottom
Weight	1.5 kg
Radome diameter	21 mm
Wind load	43 N (at 150 km/h)
Max. wind velocity	200 km/h
Packing size	112 x 97 x 1516 mm
Height	1386 mm

936.3141 Subject to alteration.

Accessories (order separately)

Type No.	Description	Remarks	Weight approx.	Units per antenna
K 61 33 5	Side-mounting bracket for three fixed distances A: 100/160/240 mm	Mast: 40 – 105 mm diameter	2.2 kg	1
K 61 33 11	Side-mounting bracket with adjustable distance A: 125 – 680 mm	Mast: 55 – 105 mm diameter	6.6 kg	1

Antenna in conjunction with the available side-mounting brackets:



Distance A between tubular mast and antenna: Minimum allowed distance of 240 mm (0.3 λ)

Mounting:

The antenna can be attached in two ways with the supplied mounting kit:

1. On the tip of a tubular mast of 40 – 54 mm diameter (connecting cable runs inside the mast).
2. Laterally at the tip of a tubular mast of 20 – 54 mm diameter (connecting cable runs outside the mast).

Material:

Radiator: Brass. **Radome:** Fiberglass, colour: Grey.
Base: Weather-proof aluminum.
Mounting kit, screws and nuts: Stainless steel.

Grounding:

All metal parts of the antenna as well as the inner conductor and the mounting kit are DC grounded.

Environmental conditions:

Kathrein cellular antennas are designed to operate under the environmental conditions as described in ETS 300 019-1-4 class 4.1 E. The antennas exceed this standard with regard to the following items:
– Low temperature: –55 °C
– High temperature (dry): +60 °C

Environmental tests:

Kathrein antennas have passed environmental tests as recommended in ETS 300 019-2-4. The homogenous design of Kathrein's antenna families use identical modules and materials. Extensive tests have been performed on typical samples and modules.

Please note:

As a result of more stringent legal regulations and judgements regarding product liability, we are obliged to point out certain risks that may arise when products are used under extraordinary operating conditions.

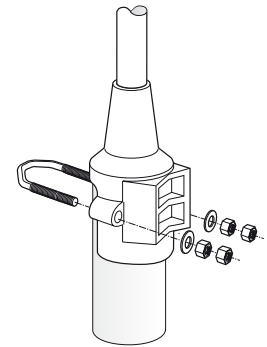
The mechanical design is based on the environmental conditions as stipulated in ETS 300 019-1-4, which includes the static mechanical load imposed on an antenna by wind at maximum velocity. Extraordinary operating conditions, such as heavy icing or exceptional dynamic stress (e.g. strain caused by oscillating support structures), may result in the breakage of an antenna or even cause it to fall to the ground. These facts must be considered during the site planning process.

The installation team must be properly qualified and also be familiar with the relevant national safety regulations.

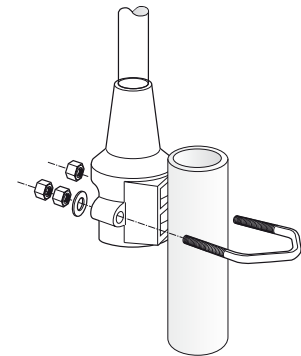
The details given in our data sheets have to be followed carefully when installing the antennas and accessories.

The limits for the coupling torque of RF-connectors, recommended by the connector manufacturers must be obeyed.

Any previous datasheet issues have now become invalid.



On the tip



Laterally at the tip

