

Duplexer

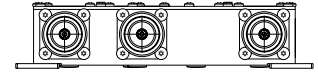
1710 – 1785 / 1805 – 1880 MHz (GSM 1800)

The Duplexer is designed to combine/split GSM 1800 Tx and Rx signals onto/from one common Tx/Rx antenna in order to save feeder cable and antenna costs.

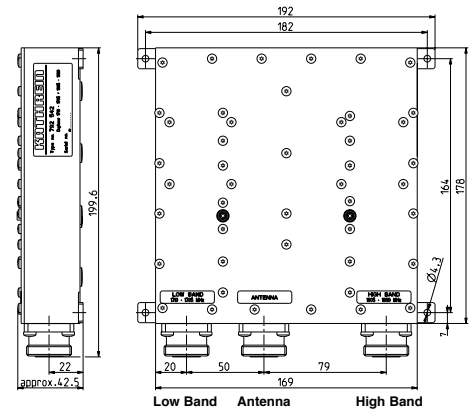
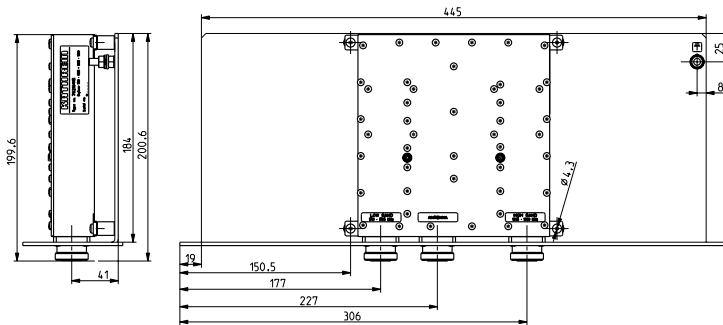
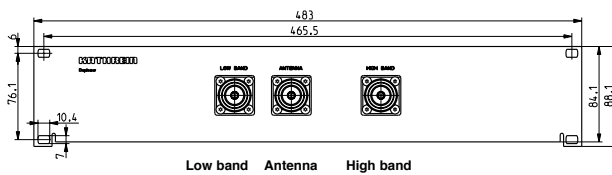
- Suitable for indoor applications
- Built-in DC stop between all ports



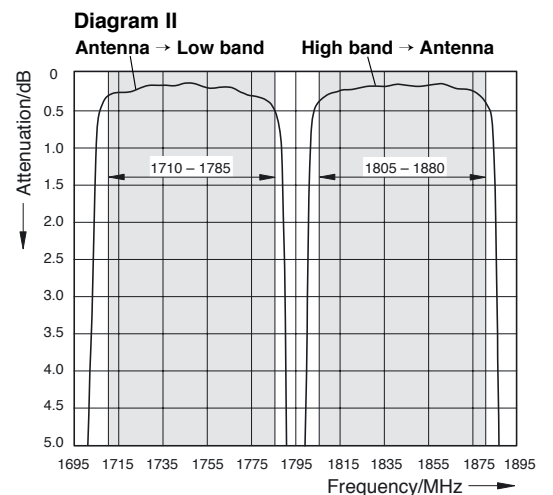
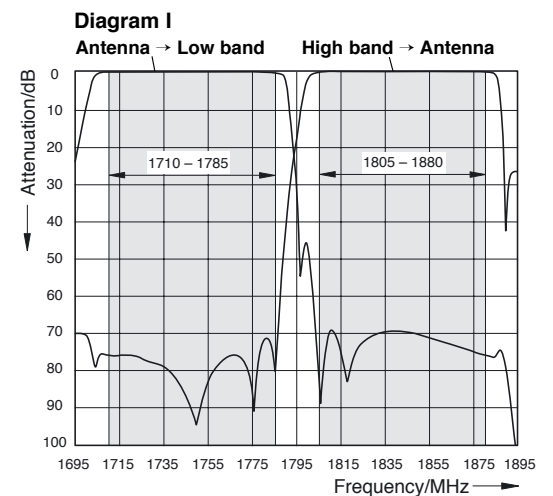
792 542



782 10415



Typical Attenuation Curves



Technical Data

Type No.	792 542	782 10415
Pass band Low band High band	1710 – 1785 MHz 1805 – 1880 MHz	
Insertion loss Antenna → Low band High band → Antenna	< 0.7 dB (1710 – 1785 MHz) < 0.7 dB (1805 – 1880 MHz)	
Isolation Low band ↔ High band	> 65 dB (1710 – 1785 / 1805 – 1880 MHz)	
VSWR	< 1.25 (1710 – 1785 / 1805 – 1880 MHz)	
Impedance	50 Ω	
Input power	< 250 W (low band or high band, with max. 8 carriers)	
Intermodulation products	< -160 dBc (3rd order; with 2 x 20 W)	
Temperature range	-20 ... +55 °C	
Connectors	7-16 female	
Application	Indoor	Indoor, 19" drawer
DC/AISG transparency	Built-in DC stop between all ports	
Mounting	With 4 screws (max. 4 mm diameter)	With 4 screws (max. 6 mm diameter)
Weight	1.6 kg	2.6 kg
Packing size	282 x 252 x 114 mm	612 x 312 x 224 mm
Dimensions (w x h x d)	192 x 42.5 x 199.6 mm (including connectors and mounting feet)	19" drawer, 2 height units plug-in depth 184 mm

936.2297/e Subject to alteration.